






KEY FEATURES

-  Up to 5,000 Fixture Lumens*
-  90° Top Beam Angle
-  20° Side Beam Angle
-  Rectangular Beam



EXPLORE SERIES *(Exchangeable Flush Mount)*

Explore E3 Light Assembly and Removal Tool


Part number	UPC/EAN#	Model	Voltage Min/Max	Colour	Cut out size	VPC (kn)	MPC (kn)
E3009W	5051803007630	E3 XFM Ultra White	9-32V DC 100V-240V AC		83mm (3.25")	11.040,00 kn	13.800,00 kn
E3009B	5051803007623	E3 XFM Midnight Blue	9-32V DC 100V-240V AC		83mm (3.25")	11.040,00 kn	13.800,00 kn
E3009BW	5051803007647	E3 XFM Dual Blue / White	9-32V DC 100V-240V AC		83mm (3.25")	11.600,00 kn	14.500,00 kn
E3009CS	5051803007654	E3 XFM Colour Scroll	9-32V DC 100V-240V AC		83mm (3.25")	13.600,00 kn	17,000,00 kn



ACCESSORIES

Part number	UPC/EAN#	Model	VPC (kn)	MPC (kn)
019904	5051803007692	Explore AC Power Kit	1.920,00 kn	2.400,00 kn
019905	5051803007685	Mounting Tube Extension Kit (For thicker hull types 93mm - 152mm)	2.400,00 kn	3.000,00 kn
001-500638	5051803005827	Delrin Sleeve	640,00 kn	800,00 kn
019901	5051803006480	4 Way V DC Power Junction Box	1.160,00 kn	1.450,00 kn
MSS-000065	5051803007708	Explore Removal Tool	120,00 kn	150,00 kn

KEY FEATURES

-  Up to 11,000 Fixture Lumens*
-  90° Top Beam Angle
-  20° Side Beam Angle
-  Rectangular Beam



Part number	UPC/EAN#	Model	Voltage Min/Max	Colour	Cut out size	VPC (kn)	MPC (kn)
E6009BW	5051803007661	E6 XFM Dual Blue / White	9-32V DC 100V-240V AC		83mm (3.25")	14.400,00 kn	18.000,00 kn
E6009CD	5051803007678	E6 XFM Colours DMX	9-32V DC 100V-240V AC		83mm (3.25")	20.000,00 kn	25.000,00 kn


Part number	UPC/EAN#	Model	VPC (kn)	MPC (kn)
019903	5051803007715	Explore DC Power Kit (10 - 32 V DC)	440,00 kn	
019904	5051803007692	Explore AC Power Kit (100V - 240V AC 50/60Hz)	1.920,00 kn	

Part number	UPC/EAN#	Model	VPC (kn)	MPC (kn)
012923	5051803007753	Control Cable and Terminator Kit (For standard switch control)	600,00 kn	750,00 kn
011712	5051803007807	Explore E6 OceanDMX Controller Kit (Colours DMX only)	3.560,00 kn	4.450,00 kn
013001	5051803007784	Explore E6 DMX Touch Panel Controller Kit (Colours DMX)	5.800,00 kn	7.250,00 kn
013003	5051803007760	Explore E6 DMX Touch Panel Controller Kit (Dual Blue/White)	5.800,00 kn	7.250,00 kn
013002	5051803007791	Explore E6 DMX Wifi Touch Panel Controller Kit (Colours DMX)	12.080,00 kn	15.100,00 kn
013004	5051803007777	Explore E6 DMX Wifi Touch Panel Controller Kit (Dual Blue/White)	12.080,00 kn	15.100,00 kn

Part number	UPC/EAN#	Model	VPC (kn)	MPC (kn)
012924	5051803007722	Explore E6 Link Cable (3m)	480,00 kn	600,00 kn
012925	5051803007845	Explore E6 Link Cable (5m)	520,00 kn	650,00 kn
012926	5051803007852	Explore E6 Link Cable (10m)	720,00 kn	900,00 kn
019905	5051803007708	Mounting Tube Extension Kit (For thicker hull types 93mm - 152mm)	2.400,00 kn	3.000,00 kn
001-500638	5051803005827	Delrin Sleeve	640,00 kn	800,00 kn
019907	5051803007869	Explore Removal Tool for Extended Explore	920,00 kn	1.150,00 kn
019901	5051803006480	4 Way V DC Power Junction Box	1.160,00 kn	1.450,00 kn





KEY FEATURES

-  From 3,000 to 5,000 Fixture Lumens*
-  90° Top Beam Angle
-  20° Side Beam Angle
-  Rectangular Beam



SPORT SERIES (SURFACE MOUNT)

Built-in Driver, 3 metre/9' 10^{7/64}" feet connection cable, Inline fuse and hardware


Part number	UPC/EAN#	Model	Voltage Min/Max	Colour	Cut out size	VPC (kn)	MPC (kn)
012102W	5051803007197	Sport S3116s	9-32V DC		12.5mm (0.5")	3.600,00 kn	4.500,00 kn
012101B	5051803007180	Sport S3116s	9-32V DC		12.5mm (0.5")	3.600,00 kn	4.500,00 kn
012103BW	5051803007319	Sport S3124s	9-32V DC		12.5mm (0.5")	3.720,00 kn	4.650,00 kn
012110C	5051803007470	Sport S3166s	9-32V DC		12.5mm (0.5")	5.240,00 kn	6.550,00 kn

ACCESSORIES

Part number	UPC/EAN#	Model	VPC (kn)	MPC (kn)
019901	5051803006480	4 Way V DC Power Junction Box	1.160,00 kn	1.450,00 kn

KEY FEATURES

- From 1,150 to 4,500 Fixture Lumens*
- 60° Top Beam Angle
- 60° Side Beam Angle
- Circular Beam



X-SERIES (SURFACE MOUNT)

Built-in Driver, 3 metre/9^{7/8} feet connection cable, Inline fuse and hardware





Part number	UPC/EAN#	Model	Voltage Min/Max	Colour	Cut out size	VPC (kn)	MPC (kn)
012301W	5051803007210	X4	9-32V DC		12.5mm (0.5")	1.160,00 kn	1.450,00 kn
012302B	5051803007234	X4	9-32V DC		12.5mm (0.5")	1.160,00 kn	1.450,00 kn
012304W	5051803007241	X8	9-32V DC		12.5mm (0.5")	2.120,00 kn	2.650,00 kn
012305B	5051803007265	X8	9-32V DC		12.5mm (0.5")	2.120,00 kn	2.650,00 kn
012307C	5051803007272	X8	9-32V DC		12.5mm (0.5")	3.840,00 kn	4.800,00 kn
012308W	5051803007289	X16	9-32V DC		12.5mm (0.5")	3.480,00 kn	4.800,00 kn
012309B	5051803007302	X16	9-32V DC		12.5mm (0.5")	3.480,00 kn	4.800,00 kn
012311C	5051803007203	X16	9-32V DC		12.5mm (0.5")	5.760,00 kn	7.200,00 kn

ACCESSORIES

Part number	UPC/EAN#	Model	VPC (kn)	MPC (kn)
019901	5051803006480	4 Way V DC Power Junction Box	1.160,00 kn	1.450,00 kn
011702	5051803006671	*DMX Junction Box (Required for 5-8 OceanDMX Controlled Lights)	2.320,00 kn	2.900,00 kn
011704	5051803006466	*X Series OceanDMX APP Controller Kit (FREE App download for iOS / Android)	5.400,00 kn	6.750,00 kn
011703	5051803006459	DMX Controller Cable 3M.	120,00 kn	150,00 kn
011706	5051803006701	DMX Controller Cable 5M.	360,00 kn	450,00 kn
011707	5051803006718	DMX Controller Cable 10M.	680,00 kn	850,00 kn
011708	5051803006725	DMX Controller Cable 15M.	1.040,00 kn	1.300,00 kn
011709	5051803006732	DMX Controller Cable 20M.	1.360,00 kn	1.700,00 kn
011710	5051803006749	DMX Controller Cable 25M.	1.680,00 kn	2.100,00 kn
011416	5051803006374	X4 Steel Bezel	400,00 kn	500,00 kn
011417	5051803006381	X8 Steel Bezel	520,00 kn	650,00 kn
011418	5051803006398	X16 Steel Bezel	600,00 kn	750,00 kn

*PARTS REQUIRED FOR COLOURS MODELS: When installing Colours models you will need to purchase separately one (1) Xtreme Series OceanDMX APP Controller Kit.







KEY FEATURES

-  From 7,000 to 11,000 Fixture Lumens*
-  60° Top Beam Angle
-  20° Side Beam Angle
-  Elliptical Beam



TH HD GEN2 (*THRU-HULL*)




Includes HD LED UWL, applicable driver, 2 metre/6.5' feet connection cable and hardware

Part number	UPC/EAN#	Model	Voltage Min/Max	Colour	Cut out size	VPC (kn)	MPC (kn)
001-500730	5051803005421	2010TH HD Gen2	9-32V DC		25mm (1")	9.520,00 kn	11.900,00 kn
001-500731	5051803005438	2010TH HD Gen2	9-32V DC		25mm (1")	9.600,00 kn	12.000,00 kn
001-500732	5051803005445	2010TH HD Gen2	9-32V DC		25mm (1")	9.600,00 kn	12.000,00 kn
001-500734	5051803005469	3010TH HD Gen2	9-32V DC		25mm (1")	13.320,00 kn	16.650,00 kn
001-500735	5051803005476	3010TH HD Gen2	9-32V DC		25mm (1")	13.320,00 kn	16.650,00 kn
001-500736	5051803005483	3010TH HD Gen2	9-32V DC		25mm (1")	13.320,00 kn	16.650,00 kn

ACCESSORIES

Part number	UPC/EAN#	Model	VPC (kn)	MPC (kn)
001-500164	5051803001102	Delrin Isolation Sleeve for 2010/COLOURS Thru-Hull	640,00 kn	800,00 kn
001-500165	5051803001119	Delrin Isolation Sleeve for 3010 Thru-Hull	760,00 kn	950,00 kn
050-000029	5051803001225	Locking Nut Kit for All Thru-Hull Models	680,00 kn	850,00 kn
001-500753	5051803005643	2 metre / 6.5' Plug & Play connection cable	600,00 kn	750,00 kn
001-500754	5051803005650	6 metre / 19.5' Plug & Play connection cable	880,00 kn	1.100,00 kn
001-500751	5051803005629	12/24VDC Driver for Pro Series HD Gen2 2010 models	2.120,00 kn	2.650,00 kn
001-500752	5051803005636	12/24VDC Driver for Pro Series HD Gen2 3010 models	3.440,00 kn	4.300,00 kn
001-500755	5051803005667	Pro Series HD Gen2 AC/Mains Power Pack	2.400,00 kn	3.000,00 kn
019901	5051803006480	4 Way V DC Power Junction Box	1.160,00 kn	1.450,00 kn







KEY FEATURES

-  From 7,000 to 11,000 Fixture Lumens*
-  60° Top Beam Angle
-  20° Side Beam Angle
-  Elliptical Beam



XFM HD GEN2 (*XC HANGEABLE FLUSH MOUNT*)



Includes HD LED UWL, applicable driver, 2 metre/6.5' feet connection cable and hardware


Part number	UPC/EAN#	Model	Voltage Min/Max	Colour	Cut out size	VPC (kn)	MPC (kn)
001-500744	5051803005568	2010XFM HD Gen2	9-32V DC		100mm (4")	11.440,00 kn	14.300,00 kn
001-500745	5051803005575	2010XFM HD Gen2	9-32V DC		100mm (4")	11.440,00 kn	14.300,00 kn
001-500746	5051803005582	2010XFM HD Gen2	9-32V DC		100mm (4")	11.440,00 kn	14.300,00 kn
001-500748	5051803005605	3010XFM HD Gen2	9-32V DC		114mm - (4.5")	14.800,00 kn	18.500,00 kn
001-500749	5051803005612	3010XFM HD Gen2	9-32V DC		114mm - (4.5")	14.800,00 kn	18.500,00 kn
001-500750	5051803005629	3010XFM HD Gen2	9-32V DC		114mm - (4.5")	14.800,00 kn	18.500,00 kn

ACCESSORIES

Part number	UPC/EAN#	Model	VPC (kn)	MPC (kn)
001-500573	5051803003649	Delrin Isolation Sleeve for 2010/COLOURS XFM	760,00 kn	950,00 kn
001-500575	5051803003663	Delrin Isolation Sleeve for 3010 XFM	760,00 kn	950,00 kn
001-500398	5051803004387	Locking Nut Kit for 2010 XFM	720,00 kn	900,00 kn
001-500399	5051803004394	Locking Nut Kit for 3010 XFM	800,00 kn	1.000,00 kn
001-500753	5051803005643	2 metre / 6.5' Plug & Play connection cable	600,00 kn	750,00 kn
001-500754	5051803005650	6 metre / 19.5' Plug & Play connection cable	880,00 kn	1.100,00 kn
001-500751	5051803005629	12/24VDC Driver for Pro Series HD Gen2 2010 models	2.120,00 kn	2.650,00 kn
001-500752	5051803005636	12/24VDC Driver for Pro Series HD Gen2 3010 models	3.440,00 kn	4.300,00 kn
001-500755	5051803005667	Pro Series HD Gen2 AC/Mains Power Pack	2.400,00 kn	3.000,00 kn
019901	5051803006480	4 Way V DC Power Junction Box	1.160,00 kn	1.450,00 kn








KEY FEATURES

-  From 7,000 to 11,000 Fixture Lumens*
-  60° Top Beam Angle
-  20° Side Beam Angle
-  Elliptical Beam



XLC HD GEN2 (XCHANGEABLE LIGHT CARTRIDGE)

Includes HD LED underwater light cartridge only.

Part number	UPC/EAN#	Model	Voltage Min/Max	Colour	Cut out size	VPC (kn)	MPC (kn)
011601W	5051803006817	2010XLC HD Gen2	9-32V DC		100mm (4")	8.800,00 kn	11.000,00 kn
011602B	5051803006824	2010XLC HD Gen2	9-32V DC		100mm (4")	8.800,00 kn	11.000,00 kn
011603G	5051803006831	2010XLC HD Gen2	9-32V DC		100mm (4")	8.800,00 kn	11.000,00 kn
011607C	5051803006879	Colours XLC HD Gen2	110-240V AC		100mm (4")	12.960,00 kn	16.200,00 kn
011604W	5051803006848	3010XLC HD Gen2	9-32V DC		114mm - (4.5")	11.440,00 kn	14.300,00 kn
011605B	5051803006855	3010XLC HD Gen2	9-32V DC		114mm - (4.5")	11.440,00 kn	14.300,00 kn
011606G	5051803006862	3010XLC HD Gen2	9-32V DC		114mm - (4.5")	11.440,00 kn	14.300,00 kn

ACCESSORIES

Part number	UPC/EAN#	Model	VPC (kn)	MPC (kn)
001-500573	5051803003649	Delrin Isolation Sleeve for 2010/COLOURS XFM	800,00 kn	1.000,00 kn
001-500575	5051803003663	Delrin Isolation Sleeve for 3010 XFM	800,00 kn	1.000,00 kn
001-500398	5051803004387	Locking Nut Kit for 2010 XFM	720,00 kn	900,00 kn
001-500399	5051803004394	Locking Nut Kit for 3010 XFM	800,00 kn	1.000,00 kn
001-500753	5051803005643	2 metre / 6.5' Plug & Play connection cable	600,00 kn	750,00 kn
001-500754	5051803005650	6 metre / 19.5' Plug & Play connection cable	880,00 kn	1.100,00 kn
001-500751	5051803005629	12/24VDC Driver for Pro Series HD Gen2 2010 models	2.120,00 kn	2.650,00 kn
001-500752	5051803005636	12/24VDC Driver for Pro Series HD Gen2 3010 models	3.440,00 kn	4.300,00 kn
001-500755	5051803005667	Pro Series HD Gen2 AC/Mains Power Pack	2.400,00 kn	3.000,00 kn
019901	5051803006480	4 Way V DC Power Junction Box	1.160,00 kn	1.450,00 kn



KEY FEATURES

-  7,000 Fixture Lumens*
-  60° Top Beam Angle
-  20° Side Beam Angle
-  Elliptical Beam



COLOURS *HD GEN2 (THRU HULL / XCHANGEABLE FLUSH MOUNT)*

Includes HD LED UWL, applicable driver, 2 metre/6.5' feet connection cable and hardware




Part number	UPC/EAN#	Model	Voltage Min/Max	Colour	VPC (kn)	MPC (kn)
001-500733	5051803005452	COLOURS TH HD Gen2	110-240V AC		800,00 kn	1.000,00 kn
001-500747	5051803005599	COLOURS XFM HD Gen2	110-240V AC		800,00 kn	1.000,00 kn


ACCESSORIES

Part number	UPC/EAN#	Model	VPC (kn)	MPC (kn)
011705	5051803006695	*OceanDMX Pro Series APP Controller Kit (1-4 Lights - FREE App download for iOS / Android)	4.800,00 kn	6.000,00 kn
019901	5051803006480	4 Way V DC Power Junction Box	1.160,00 kn	1.450,00 kn
001-500756	5051803005674	Pro Series Gen2 Colours Driver & Ethernet Connection Cable	10.880,00 kn	13.600,00 kn
001-500466	5051803004837	IP68 Ethernet DIY Cap	400,00 kn	500,00 kn
001-500467	5051803004844	*Colours Terminator Kit (included with DMX Controller)	480,00 kn	600,00 kn
001-500594	5051803003854	*Ethernet Colours Connection Cable (3 Metres) (Included with COLOURS Driver)	680,00 kn	850,00 kn
001-500596	5051803003878	*DMX Touch Panel Controller (includes 1 Terminator Kit)	5.800,00 kn	7.250,00 kn
013005	5051803007821	*Pro Series / Allure DMX Wifi Touch Panel Controller (includes 1 Terminator Kit)	12.080,00 kn	15.100,00 kn

*PARTS REQUIRED FOR COLOURS MODELS: When installing Colours models you will need to purchase separately a minimum of one (1) of the following: DMX Touch Panel Controller, DMX Wifi Touch Panel Controller, or OceanDMX Controller kit with FREE App download.

KEY FEATURES

-  High Definition
-  HD-SDI Output
-  Wide Field Of View


EYES HD GEN2 SERIES - OCEAN CAMERA (THRU HULL)

Includes Ocean Camera, thru-hull housing, 10 metre/30' feet connection system and 12VDC current regulator

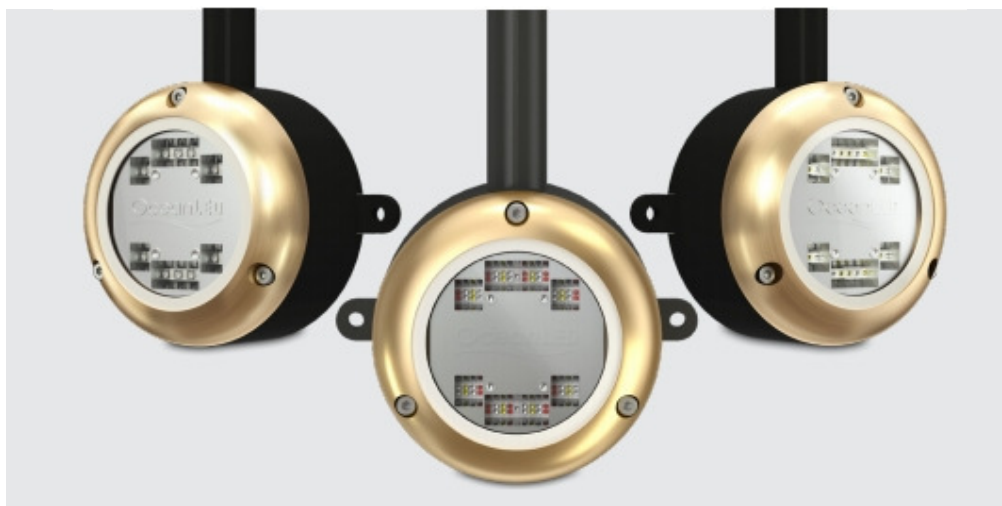
Part number	UPC/EAN#	Model	Power Min/Max	Cut out size	VPC (kn)	MPC (kn)
011803	5051803006886	Eyes HD Gen2 PAL Ocean Camera - Bronze Bezel	12-32V DC	35mm (1.4")	9.280,00 kn	11.600,00 kn
011806	5051803007401	Eyes HD Gen2 PAL Ocean Camera - Steel Bezel	12-32V DC	35mm (1.4")	6.840,00 kn	8.550,00 kn

ACCESSORIES

Part number	UPC/EAN#	Model	Vpc (kn)	MPC (kn)
011809	5051803007029	HSDSI to HDMI Converter for EYES HD	3.000,00 kn	3.750,00 kn
001-500339	5051803001881	Delrin Isolation Sleeve for EYES	360,00 kn	450,00 kn
011807	5051803006916	10 metre / 30' extension cable for EYES HD / Gen2	480,00 kn	600,00 kn
011808	5051803006923	20 metre / 60' extension cable for EYES HD / Gen2	720,00 kn	900,00 kn
001-600064	5051803001928	12VDC Current Regulator	480,00 kn	600,00 kn





KEY FEATURES

-  From 3,000 to 5,000 Fixture Lumens*
-  90° Top Beam Angle
-  20° Side Beam Angle
-  Rectangular Beam



SPORT SERIES (DOCK MOUNT)

Built-in Driver, 10 metre/32.8" feet connection cable, Inline fuse and hardware

Part number	UPC/EAN#	Model	Voltage Min/Max	Colour	Cut out size	VPC (kn)	MPC (kn)
012105W	5051803007425	Sport S3116d	20-32V DC		12.5mm (0.5")	4.400,00 kn	5.500,00 kn
012104B	5051803007418	Sport S3116d	20-32V DC		12.5mm (0.5")	4.400,00 kn	5.500,00 kn
012106BW	5051803007432	Sport S3124d	20-32V DC		12.5mm (0.5")	4.480,00 kn	5.600,00 kn
012107C	5051803007449	Sport S3166d	20-32V DC		12.5mm (0.5")	6.000,00 kn	7.500,00 kn

ACCESSORIES

Part number	UPC/EAN#	Model	VPC (kn)	MPC (kn)
012108	5051803007456	Sport DockLight Floating Kit	1.320,00 kn	1.650,00 kn
012109	5051803007463	Sport DockLight Fixed Docklight Kit	1.320,00 kn	1.650,00 kn
019901	5051803006480	4 Way V DC Power Junction Box	1.160,00 kn	1.450,00 kn
001-600072	5051803001737	OceanLED 24V Dock Light Power Supply	840,00 kn	1.050,00 kn



KEY FEATURES

-  660 Fixture Lumens*
-  38° Top Beam Angle
-  38° Side Beam Angle
-  Circular Beam



MAST SERIES (SURFACE MOUNT)

Built-in Driver, 10 metre/33' feet connection cable, Inline fuse and hardware

Part number	UPC/EAN#	Model	Voltage Min/Max	Colour	Cut out size	VPC (kn)	
011203W	5051803007326	M6 Gen2 Ultra White	9-32V DC		12.5mm (0.5")	2.680,00 kn	3.350,00 kn
011204WW	5051803007333	M6 Gen2 Warm White	9-32V DC		12.5mm (0.5")	2.680,00 kn	3.350,00 kn

ACCESSORIES

Part number	UPC/EAN#	Model	VPC (kn)	MPC (kn)
019901	5051803006480	4 Way V DC Power Junction Box	1.160,00 kn	1.450,00 kn

